

Artstor

Artstor, now part of JSTOR, is a digital library in the areas of art, architecture, the humanities, and social sciences.

Conducting a Search



Enter your search terms in the box and select the magnifying glass.

The screenshot shows the Artstor search results page. At the top, there are tabs for 'All Collections', 'Artstor Collections', 'Classifications', and 'Geography'. Below the tabs is a search bar with the text 'SEARCH ARTSTOR IMAGES ON JSTOR' and a magnifying glass icon. Below the search bar is a grid of five search results, each with a thumbnail image and a brief description of the collection.



- Use your research topic's most important words and phrases as keywords.
- Put phrases in quotation marks.
- Use the field tab to search by creator, work type, style or period, material, culture, etc.

Focus Your Results



Focus your results by using the field limiters in the advanced search.

The screenshot shows the Artstor advanced search interface. It has two rows of search fields. The first row has a 'TERM(S)' field containing '"American revolution"' and a 'FIELD' dropdown menu set to 'All fields'. The second row has a 'BOOLEAN' dropdown menu set to 'AND', a 'TERM(S)' field containing 'painting', and a 'FIELD' dropdown menu set to 'All fields'. There is a search button icon to the right of the second row.




- Use the field tab to search by creator, work type, style or period, material, culture, etc.
- The classifications menu on the advanced search page can further assist in refining the results to meet your needs.

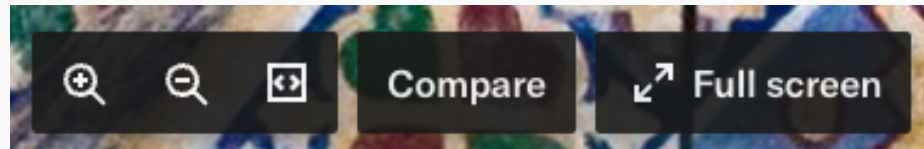

Refine Results

Use the filters on the left side of your results to narrow by date, image resolution, classification, geography, and collection.

The screenshot shows the Artstor filter sidebar. It has a search bar at the top with a magnifying glass icon. Below the search bar are several filter categories, each with a dropdown arrow: 'CONTENT TYPE', 'IMAGE RESOLUTION', 'DATE', and 'CLASSIFICATION'. Below these are several checkboxes with corresponding counts: 'Images (4,908)', 'Photographs (1,759)', 'Paintings (617)', 'Architecture and City Planning (462)', 'Sculpture and Installations (424)', 'Prints (392)', 'Decorative Arts, Utilitarian Objects and Interior Design (199)', and 'Drawings and Watercolors (186)'. There is also a search bar for 'Find a classification' with a magnifying glass icon.

Explore the Item Record

 Click on the item's title of interest to access additional information, including viewing the image.



- View important information about the creator(s), title, location, and more on the items record.
- The stable URL (permalink) is available below the title.
- The tools in the upper right-hand corner of the image allow you to zoom in and expand the work to full screen.
- Select compare to examine the piece in comparison to other works in the database.
- Need additional sources? Explore the collection under “About this Collection.”



Viewing the Full Text

 Click on the title of the item of interest.

 Select Download to save the work to your device.



- Download and save the PDF to your computer or bibliographic management tool.
- Use the Permalink, located below the title of the work or by selecting the Share button with the tools.

Tools



- Select cite to view the item's citation in your chosen format. These citations should always be double-checked for accuracy. Additionally, you can export the record to a bibliographic management tool.
- Select Share to send the item to Facebook or Twitter or email yourself a copy of the work.
- To save a copy of the work, select Save. Please note that you must create a free account to use this feature.
- Select Download to save a copy of the work to your device.

Get Help



southern.edu/library



Text: 423.381.8881



Call: 423.236.2788



ask@southern.libanswers.com

Research Coaching

Help finding sources and refining search results.



Writing Center Tutoring

In-person or online appointments with a writing tutor.

