

A close-up photograph of two hands held out, palms up, in a gesture of welcome or offering. The hands are positioned in the center of the frame, with the fingers slightly spread. The person holding the hands is wearing a dark blue, ribbed sweater. The background is a soft, out-of-focus light brown color.

WELCOME TO

LifeGroups Orientation

Fall 2024



ICEBREAKER QUESTIONS

What's one thing you're excited about this semester, and why?

What is a Bible verse or passage that has been meaningful to you lately, and why?

How can we be praying for you as you prepare to launch your LifeGroup this semester?

THE POWER OF PRAISE

“Going to church, giftedness, discipline, willpower are all good things but they do not guarantee transformation. Transformation comes through valuing God above all else. The more we praise God, the more we will find value in Him, the more we will be transformed. An equation could look like this...

Praise = value = transformation.”

ALLAN WALSH



belong. behold. become.

THE MISSION OF LIFEGROUPS



John 15:1-17

BELONG (V. 15-16) "FRIENDS," "CHOSEN," "APPOINTED"

- As a LifeGroup leader, how do you experience daily belonging with Jesus? (vertical relationship)
- How do you create an environment for your LifeGroup members to experience belonging with one another? (horizontal relationship)
- How do you inspire your members to experience personal belonging with Jesus outside of your LifeGroup?

BEHOLD - "REMAIN"


- As a LifeGroup leader, how you behold God personally maximizes your spiritual leadership.
- How do you create opportunities for your members to behold God unique to your LifeGroup?
- How do you inspire your members to behold God personally outside of LifeGroup?

BECOME - "FRUIT"

- Who is God calling you to mentor to take your place as leader?

Empowering LifeGroup Leaders

[SOUTHERN.EDU/BELONG](https://southern.edu/belong)



Click on "Lead a LifeGroup" to access dozens of resources.

An open Bible is shown from a high-angle perspective, slightly out of focus. The pages are filled with text, and a large, white, serif font is overlaid on the right side of the image. The background is dark, making the white text stand out.

10 Keys to a Successful LifeGroup

LifeGroup Orientation F23

Key #10: Take Attendance



**DOWNLOAD THE
CHURCH CENTER APP**



**WATCH OUR TUTORIAL:
SOUTHERN.EDU/BELONG**



**EMAIL
LIFEGROUPS@SOUTHERN.EDU
FOR HELP**



LifeGroup Attendance



VISIT DEGREES TUITION **APPLY**

Share



YOUR **PASSION**
GOD'S PURPOSE

Watch on YouTube

REQUEST INFORMATION

Key #9: Invest in Your LifeGroup

Each LifeGroup leader is allowed to budget \$100 on their LifeGroup (e.g. resources) per semester:

- Make your purchase one of three ways:
 - a. Email lifegroups@southern.edu for Amazon purchases.
 - b. Make the purchase yourself & bring your original receipt to the Office of Ministry & Missions for cash reimbursement (minus tax).
 - c. Check out a Wal-Mart credit card from the Accounting office.
- Request extra funds by emailing lifegroups@southern.edu
- If your purchase has not been approved prior or deemed inappropriate you will not be reimbursed.



Acceptable Examples

Submit your original receipts to the Office of Ministry & Missions and follow instructions at the desk or send electronic invoices to lifegroups@southern.edu.

You must request permission **before** making a purchase over \$100 for your LifeGroup, otherwise full reimbursement will not be available.

amazon.com

Details for Order #114-0493193-5443469
[Print this page for your records.](#)

Order Placed: April 12, 2023
Amazon.com order number: 114-0493193-5443469
Order Total: \$10.99

Shipping now		
Items Ordered	Share	Price
1 of: Csyidio 165 Pieces Shrink Sheet Kit Includes 20 Pieces Shrinky Film Sheets and 145 Pieces Metal Accessories, Shrink Plastic Sheet \$10.99		
Set for Kids Indoor Creative Craft School Project		
Sold by: Csyidio (seller profile)		
Condition: New		
Shipping Address:		
Anna Bennett OFFICE OF MINISTRY & MISSIONS SOUTHERN ADVENTIST UNIVERSITY 5006 UNIVERSITY DR W COLLEGEDALE, TN 37315-5006 United States		
Shipping Speed:		
Standard Shipping		
Payment information		
Payment Method:		Item(s) Subtotal: \$10.99
Visa Last digits: [REDACTED]		Shipping & Handling: \$0.00

Billing address		Total before tax: \$10.99
Anna Bennett		Estimated tax to be collected: \$0.00
OFFICE OF MINISTRY & MISSIONS SOUTHERN ADVENTIST UNIVERSITY		-----
5006 UNIVERSITY DR W		Grand Total: \$10.99
COLLEGEDALE, TN 37315-5006		
United States		

DOLLAR TREE

Store# 2340 (423) 615-6000
 9328 Apison Pike
 Ooltewah TN 37363-5650

DESCRIPTION	QTY	PRICE	TOTAL
STRETCH CANVAS 8X10 PDQ	1	1.25	1.25T
STRETCH CANVAS 8X10 PDQ	1	1.25	1.25T
STRETCH CANVAS 8X10 PDQ	1	1.25	1.25T
STRETCH CANVAS 8X10 PDQ	1	1.25	1.25T
STRETCH CANVAS 8X10 PDQ	1	1.25	1.25T
STRETCH CANVAS 8X10 PDQ	1	1.25	1.25T
STRETCH CANVAS 8X10 PDQ	1	1.25	1.25T
STRETCH CANVAS 8X10 PDQ	1	1.25	1.25T
STRETCH CANVAS 8X10 PDQ	1	1.25	1.25T
STRETCH CANVAS 8X10 PDQ	1	1.25	1.25T
STRETCH CANVAS 8X10 PDQ	1	1.25	1.25T
STRETCH CANVAS 8X10 PDQ	1	1.25	1.25T
STRETCH CANVAS 8X10 PDQ	1	1.25	1.25T
STRETCH CANVAS 8X10 PDQ	1	1.25	1.25T
STRETCH CANVAS 8X10 PDQ	1	1.25	1.25T
STRETCH CANVAS 8X10 PDQ	1	1.25	1.25T
Sub Total			\$15.00
SALES TAX			\$1.39
Total			\$16.39
CAPITAL ONE VISA			\$16.39
***** [REDACTED] Approved			
Purchase Chip			
Auth/Trace Number [REDACTED]			

NOW SHOP ON-LINE AT DOLLARTREE.COM

* We will gladly exchange any unopened item *
 * with original receipt. We do not offer refunds. *

0693 02340 01 065 27445866 2/23/23 19:07
 Sales Associate: Bobby

Key #8: Incorporate Service

**A GROUP THAT SERVES TOGETHER,
STAYS TOGETHER**

Beyond your weekly LifeGroup, what could you do as a group to continue to foster belonging and give opportunities for your members to become disciple makers by engaging with the community around you?



Key #7: Empower Others



HOST

Whether your group is meeting in an apartment or dorm room or a room in Bietz Center or the University church, ask someone to come early and help set the environment.



PRAYER WARRIOR

Look for the shepherd in your group who may be willing to listen and keep track of prayer requests for your group.



COMMUNICATOR


Find the includer in your group and ask that they send out weekly reminders about LifeGroup, etc.

Key #6: Meet Consistently

Three principles to guide your LifeGroup are:

- Meet on the same day and time each week
- Meet at the same location each week
- Communicate, communicate! Remind your members the day before and express how you're looking forward to seeing them!

The extent to which you are consistent in having LifeGroup each week directly correlates to how many consistent members you'll have.



Key #5: Personalize It

What has been your experience or your need? What are you curious about? Lead your LifeGroup out of your passions:

1. Activity-based,
2. Bible study,
3. Book-based,
4. Disciple-making,
5. Support,
6. Topical

No matter what type of LifeGroup though, our mission remains the same. LifeGroups that become misaligned with our mission will be discontinued.



Key #4: Establish Confidentiality



Determine the appropriate settings for your LifeGroup:
1) request to join,
2) open sign up



Invite members to write and agree to a covenant & explain the rules to new visitors
Find a sample on our website



Ensure each person has the opportunity to share if desired but don't force it

Key #3: Work Together

Find a co-leader

SHARING THE LOAD

The success of your LifeGroup depends on how well you lead with a co-leader - planning, executing your plans, praying together, equally caring for your members, etc.

MAINTAIN CONSISTENCY

Working with a co-leader helps ensure your group will meet weekly and with intentionality.

EXPECTING LIFE WILL HAPPEN


You may set out to lead your LifeGroup this semester with the best intentions but you must also plan for interruptions (i.e. breakup, academic challenges, family situations, financial stresses, etc.) by establishing a co-leader in order to avoid burnout and create a positive, transformative LifeGroup experience for you and your members.

Key #2: Plan Intentionally

LEAD FROM A PLACE OF OVERFLOW

Planning intentionally involves:

- Praying for the baptism of the Holy Spirit
 - Praying: "God, what does our LifeGroup need this week?"
 - Planning the content
 - Creating the environment
 - Connecting with members throughout the week
 - Establishing a plan for the weekly meeting
 - Evaluating and recalibrating with your LifeGroup Coach
-





Plan Intentionality

Bump

- Arrive to the location of your meeting early
- Create the environment
- Pray over each person by name

Set

- Welcome each person as they arrive
- Use an icebreaker to get everyone involved
- Pray together as a group

Spike

- Dive into the main topic/activity of your gathering
 - Ask questions that inspire personal application
 - Let the Holy Spirit guide
-

Key #1: Lead with Vision

BEGIN WITH THE END IN MIND

- How will you measure success?
- What is the purpose of your LifeGroup?
- Work yourself out of a job. What opportunities do you have for nurturing disciplemakers of Christ?
- What do you want your LifeGroup members to have experienced by the end of the semester?



Mission Critical



BELONG

How can you nurture a spiritual community where each LifeGroup member can experience belonging?



BEHOLD

How can you cultivate a spiritually transformative experience where each LifeGroup member can behold God personally and intimately?



BECOME

How can you empower LifeGroup members who have been changed and transformed to become disciplemakers themselves?

Earn a Digital Badge

Character Development & Durable Skills

OFFICE OF MINISTRY & MISSIONS WITH LIFE CALLING & CAREER SERVICES

Digital badges offer verified proof of competency which can be shared on professional networks such as LinkedIn to showcase your skills.

DIGITAL BADGES & CHARACTER DEVELOPMENT

By engaging in a series of competency-based microcredential programs, you can earn badges that reflect your proficiency and transformation in developing and Adventist Worldview, Empathy, Teamwork, Resilience, & Vocational Calling.

HOW TO EARN A BADGE?

Utilize the Career & Calling Pathway on eClass which is designed to guide you through a series of modules and activities that develop durable skills.

What happens next?

- Schedule a weekly meeting with your LifeGroup Coach.
- If you already have group members, please register all members of your LifeGroup on Church Center.
- Recruit interested individuals by directing them to: www.southern.edu/belong.
- Join us for LifeGroups Vespers & GroupLink on September 13!
- Prepare for your first LifeGroup.
- Take attendance via the Church Center app.



GroupLink

KNOW YOUR "ELEVATOR PITCH"

- 6:00pm Iles PE Center open for LifeGroup leaders
 - Find the table with your LifeGroup name on it
 - Member Sign Up QR code (found on the Church Center App)
 - Tablecloth & signage provided for you
 - No tri-fold poster boards allowed
 - Snacks and beverages provided for everyone
- 6:30pm & 8:30pm LifeGroups vespers in the University Church
- 7:30pm GroupLink in Iles PE Center



A close-up, slightly blurred photograph of a person's hands holding an open Bible. The person is wearing a dark, long-sleeved garment. The Bible is open to a page with text, and the person's fingers are visible at the bottom of the page. The background is dark and out of focus. Overlaid on the image is the text 'Life with God' in a large, white, serif font, followed by a horizontal line and '2024-2025 SPIRITUAL THEME' in a smaller, white, sans-serif font.

Life with God

2024-2025 SPIRITUAL THEME

Reflective Bible Reading

RELATIONAL APPLICATION

Read the following passage of scripture, slowly absorb the words of the passage by reading it multiple times while not analyzing, studying, or outlining the passage. Pause in your reading of the passage as the Holy Spirit brings awareness so that the goal of reading God' Word is not focused on completing the reading, but rather absorbing it personally.





Reflect:

JOHN 15:1-17

1. What does this passage say to me?
2. How does this passage intersect with my life?
3. What is the invitation?

25 minutes

A black and white photograph of a man in a dark suit and tie, sitting in a church pew. He is leaning forward, resting his head on his right hand, and looking down at an open book on his lap. The background shows the interior of a church with rows of pews and a window with light coming through. The overall mood is contemplative and quiet.

Reflection
& Prayer

A black and white photograph of a person writing in a notebook, with other people in the background. The person in the foreground is wearing a dark jacket and is holding a pen over an open notebook. The background is slightly out of focus, showing other people in a similar setting.

Questions?

We're here to help:
lifegroups@southern.edu